

BR2SB1261Q

Rev.A Apr.-2023

描述 / Descriptions

TO-252 塑封封装 PNP 半导体三极管。Silicon PNP transistor in a TO-252 Plastic Package.

特征 / Features

hFE 线性好, 饱和压降低, 耗散功率大, 符合 AEC-Q101 标准高可靠性要求, 无卤产品。

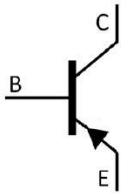
Excellent hFE linearity, low $V_{CE(sat)}$, high P_C , Qualified to AEC-Q101 Standards for High Reliability, HF Product.

用途 / Applications


用于音频放大电路、开关电路, 特别是混合集成电路, 满足汽车应用的严格要求。

Audio frequency amplifier and switching, especially in hybrid integrated circuits applications, Meet the stringent requirements of automotive applications.

内部等效电路 / Equivalent Circuit



引脚排列 / Pinning



PIN1 : Base

PIN 2,4 : Collector

PIN 3 : Emitter

放大及印章代码 / hFE Classifications & Marking

hFE Classifications Symbol	M	L	K
hFE Range	100~200	160~320	200~400

极限参数 / Absolute Maximum Ratings(Ta=25°C)

参数 Parameter	符号 Symbol	数值 Rating	单位 Unit
Collector to Base Voltage	V_{CBO}	-60	V
Collector to Emitter Voltage	V_{CEO}	-60	V
Emitter to Base Voltage	V_{EBO}	-7.0	V
Collector Current - Continuous	I_C	-3.0	A
Collector Power Dissipation*	* P_C	2.0	W
Junction Temperature	T_j	150	°C
Storage Temperature Range	T_{stg}	-55~150	°C

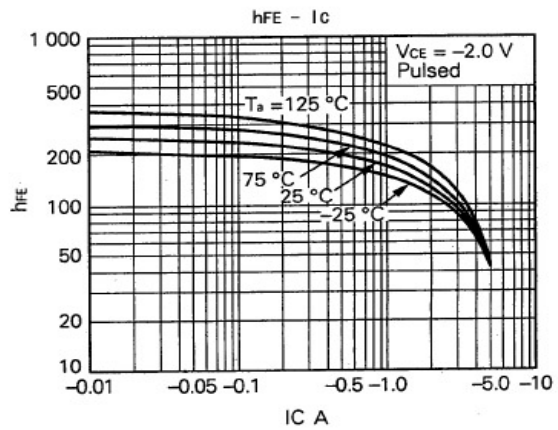
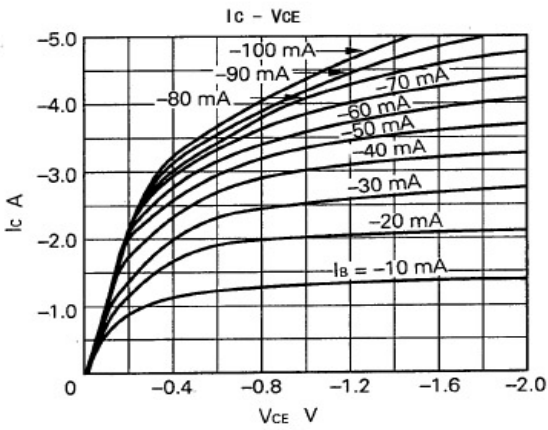
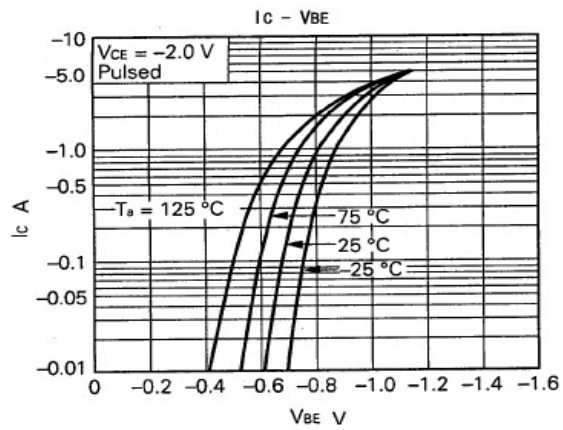
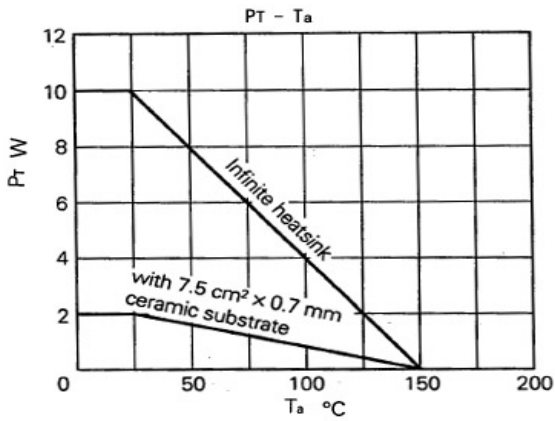
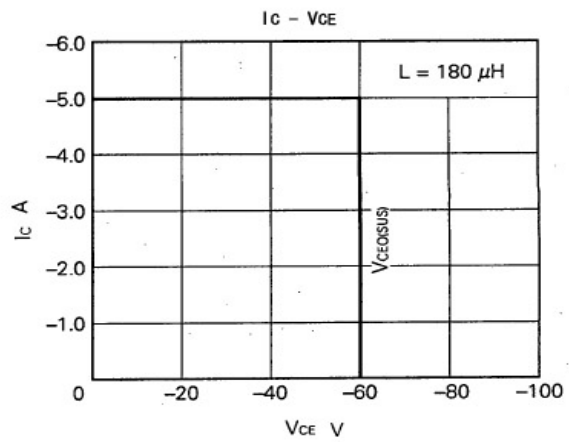
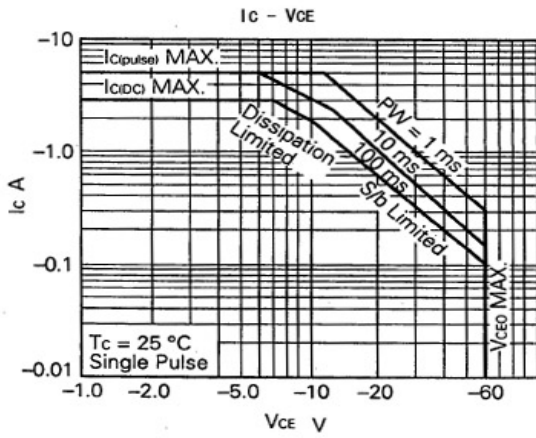
*在 7.5×7.5×0.7mm 陶瓷板上。

*When mounted on a 7.5×7.5×0.7mm ceramic board.

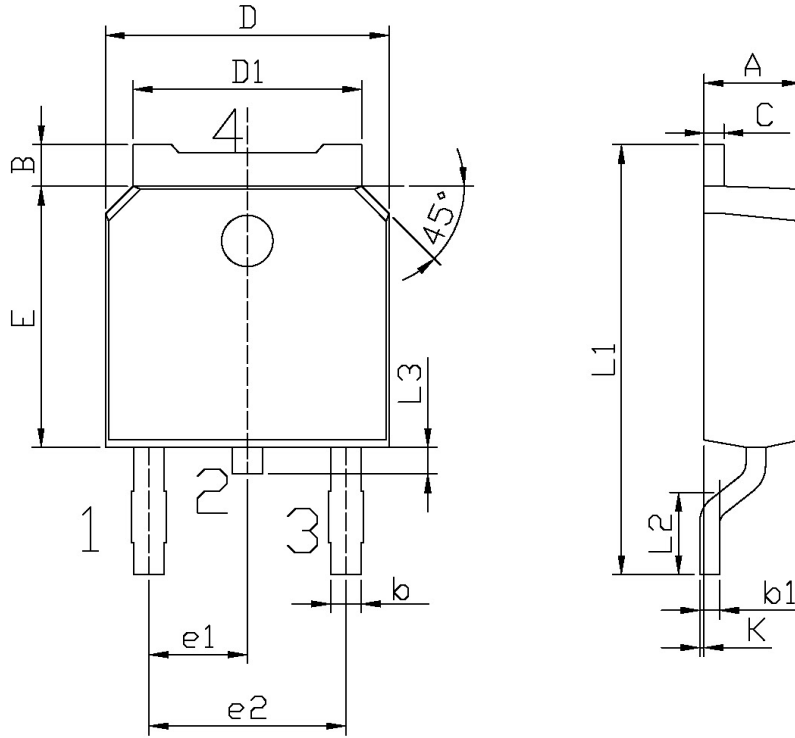
电性能参数 / Electrical Characteristics(Ta=25°C)

参数 Parameter	符号 Symbol	测试条件 Test Conditions	最小值 Min	典型值 Typ	最大值 Max	单位 Unit
Collector to Base Breakdown Voltage	V_{CBO}	$I_C=-0.1mA$ $I_E=0$	-60			V
Collector to Emitter Breakdown Voltage	V_{CEO}	$I_C=-1.0mA$ $I_B=0$	-60			V
Emitter to Base Breakdown Voltage	V_{EBO}	$I_E=-0.1mA$ $I_C=0$	-7.0			V
Collector Cut-Off Current	I_{CBO}	$V_{CB}=-60V$ $I_E=0$			-10	μA
Emitter Cut-Off Current	I_{EBO}	$V_{EB}=-7.0V$ $I_C=0$			-10	μA
DC Current Gain	$h_{FE(1)}$	$V_{CE}=-2.0V$ $I_C=-600mA$	100		400	
	$h_{FE(2)}$	$V_{CE}=-2.0V$ $I_C=-200mA$	60			
	$h_{FE(3)}$	$V_{CE}=-2.0V$ $I_C=-2.0A$	50			
Collector to Emitter Saturation Voltage	$V_{CE(sat)}$	$I_C=-1.5A$ $I_B=-150mA$			-0.3	V
Base to Emitter Saturation Voltage	$V_{BE(sat)}$	$I_C=-1.5A$ $I_B=-150mA$			-1.2	V
Transition Frequency	f_T	$V_{CE}=-5.0V$ $I_C=-1.5A$		50		MHz
Collector output capacitance	C_{ob}	$V_{CB}=-10V$ $I_E=0$ $f=1.0MHz$		40		pF
Turn-On Time	t_{on}	$V_{CC}=-10V$ $I_C=-1.0A$ $I_{B1}=-I_{B2}=-0.1A$ $R_L=10\Omega$			0.5	us
Storage Time	t_{stg}				2.0	
Fall Time	t_f				0.5	

电参数曲线图 / Electrical Characteristic Curve



外形尺寸图 / Package Dimensions

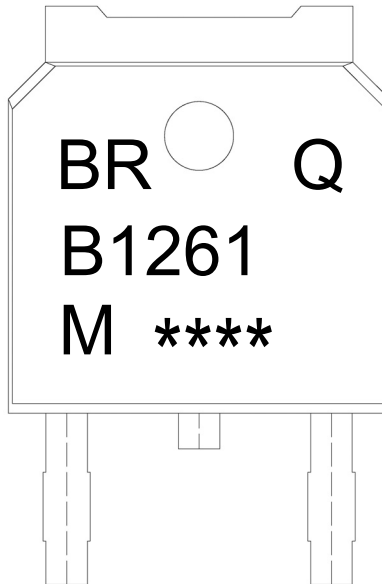


单位: mm

Symbol	Dimensions In Millimeters		Symbol	Dimensions In Millimeters	
	Min	Max		Min	Max
A	2.20	2.40	E	5.95	6.25
B	0.95	1.25	e1	2.24	2.34
b	0.70	0.90	e2	4.43	4.73
b1	0.45	0.55	L1	9.85	10.35
C	0.45	0.55	L2	1.25	1.75
D	6.45	6.75	L3	0.60	0.90
D1	5.10	5.50	K	0.00	0.10

TO-252

印章说明 / Marking Instructions



说明：

BR： 为公司代码

Q： 为汽车无卤产品标识

B1261： 为型号代码

M： 为 h_{FE} 分档代码

****： 为生产批号代码，随生产批号变化

Note:

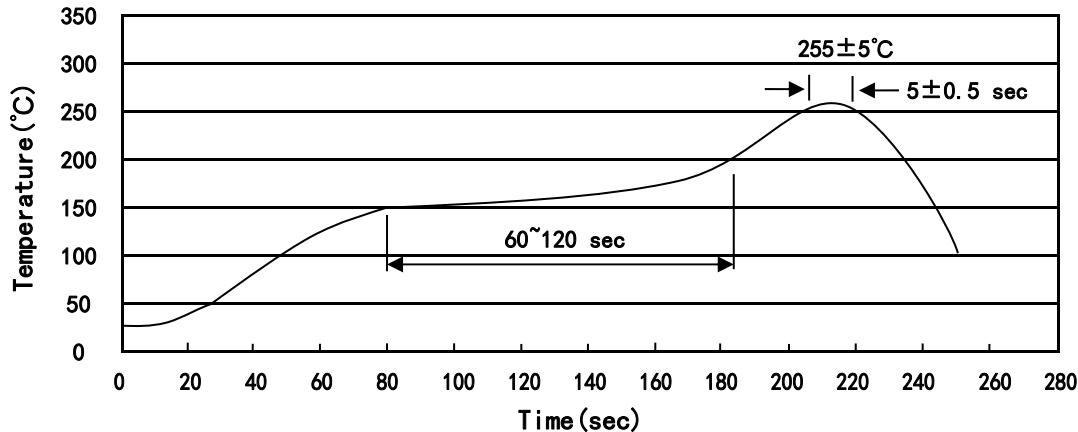
BR: Company Code

Q: Automobile halogen-free product Code

B1261: Product Type

M: h_{FE} Classifications Symbol

****: Lot No. Code, code change with Lot No

回流焊温度曲线图(无铅) / Temperature Profile for IR Reflow Soldering(Pb-Free)


说明：

- 1、预热温度 150~200°C，时间 60~120sec;
- 2、峰值温度 255±5°C，时间持续为 5±0.5sec;
- 3、焊接制程冷却速度为 2~10°C/sec.

Note:

- 1.Preheating:150~200°C, Time:60~120sec.
- 2.Peak Temp.:255±5°C, Duration:5±0.5sec.
3. Cooling Speed: 2~10°C/sec.

耐焊接热试验条件 / Resistance to Soldering Heat Test Conditions

温度：260±5°C

时间：10±1 sec.

Temp.:260±5°C

Time:10±1 sec

包装规格 / Packaging SPEC.

卷盘包装 / REEL

Package Type 封装形式	Units 包装数量					Dimension 包装尺寸 (unit: mm ³)		
	Units/Reel 只/卷盘	Reels/Inner Box 卷盘/盒	Units/Inner Box 只/盒	Inner Boxes/Outer Box 盒/箱	Units/Outer Box 只/箱	Reel	Inner Box 盒	Outer Box 箱
TO-252	2,500	2	5,000	6	30,000	13" ×16	360×360×50	380×335×366

套管包装 / TUBE

Package Type 封装形式	Units 包装数量					Dimension 包装尺寸 (unit: mm ³)		
	Units/Tube 只/套管	Tubes/Inner Box 套管/盒	Units/Inner Box 只/盒	Inner Boxes/Outer Box 盒/箱	Units/Outer Box 只/箱	Tube 套管	Inner Box 盒	Outer Box 箱
TO-251/252	75	48	3,600	5	18,000	526×20.5×5.25	555×164×50	575×290×180

使用说明 / Notices