

MMBT2222AG

Rev. G Aug.-2018

描述 / Descriptions

SOT-23 塑封封装 NPN 半导体三极管。Silicon NPN transistor in a SOT-23 Plastic Package.

特征 / Features

集电极电流可达到 600mA。无卤产品。

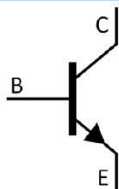
Collector currents up to 600mA. Halogen Free Product.

用途 / Applications


用于普通放大。

General purpose amplifier.

内部等效电路 / Equivalent Circuit



引脚排列 / Pinning



PIN1 : Base

PIN 2 : Emitter

PIN 3 : Collector

放大及印章代码 / h_{FE} Classifications & Marking

h_{FE} Range	100~300
Marking	G1P

极限参数 / Absolute Maximum Ratings(Ta=25°C)

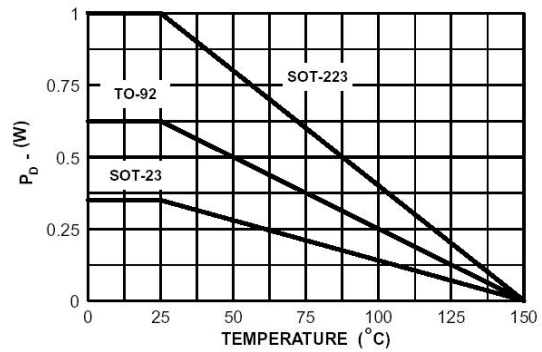
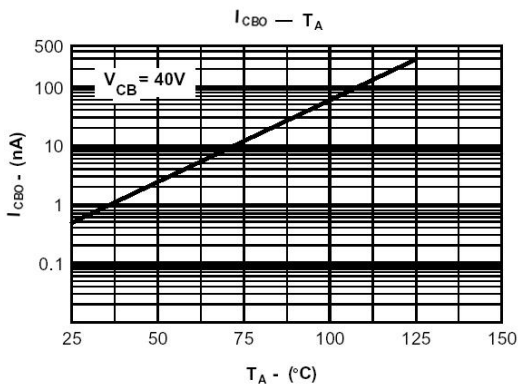
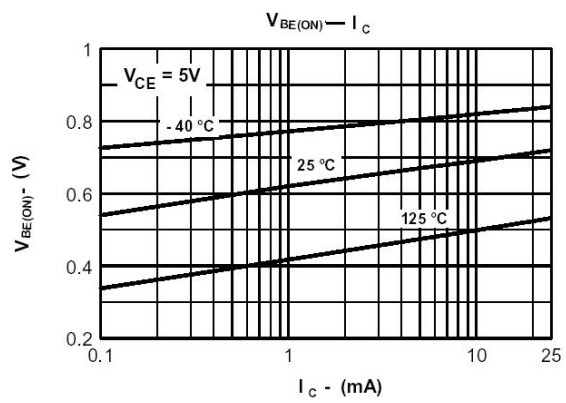
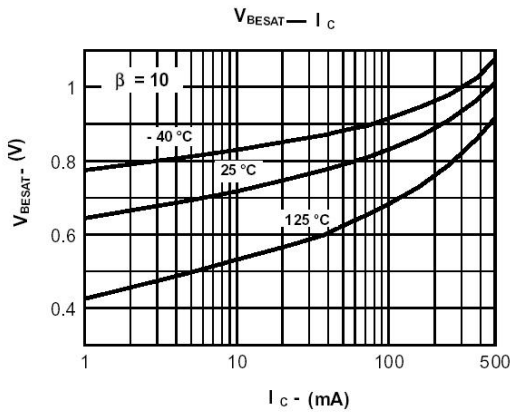
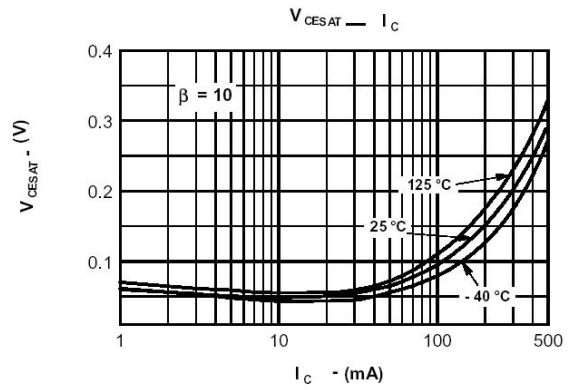
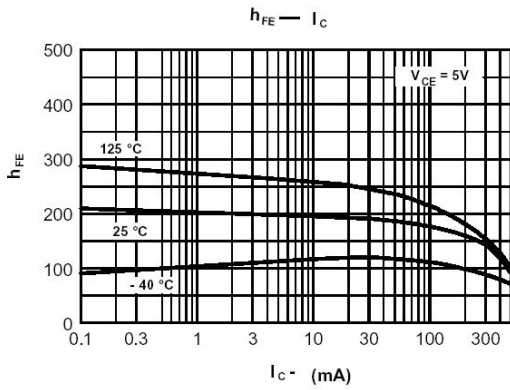
参数 Parameter	符号 Symbol	数值 Rating	单位 Unit
Collector to Base Voltage	V_{CBO}	75	V
Collector to Emitter Voltage	V_{CEO}	40	V
Emitter to Base Voltage	V_{EBO}	6.0	V
Collector Current	I_C	600	mA
Collector Power Dissipation	P_C	350	mW
Junction Temperature	T_j	150	°C
Storage Temperature Range	T_{stg}	-55~150	°C

电性能参数 / Electrical Characteristics(Ta=25°C)

参数 Parameter	符号 Symbol	测试条件 Test Conditions	最小值 Min	典型值 Typ	最大值 Max	单位 Unit
Collector to Base Breakdown Voltage	V_{CBO}	$I_C=10\mu A$ $I_E=0$	75			V
Collector to Emitter Breakdown Voltage	V_{CEO}	$I_C=10mA$ $I_B=0$	40			V
Emitter to Base Breakdown Voltage	V_{EBO}	$I_E=10\mu A$ $I_C=0$	6.0			V
Collector Cut-Off Current	I_{CBO}	$V_{CB}=60V$ $I_E=0$			0.01	μA
Emitter Cut-off Current	I_{EBO}	$V_{EB}=5.0V$ $I_C=0$			0.1	μA
Forward Current Transfer Ratio	h_{FE}	$V_{CE}=10V$ $I_C=150mA^*$	100		300	
Collector-Emitter Saturation Voltage	$V_{CE(sat)(1)}$	$I_C=150mA$ $I_B=15mA$			0.3	V
	$V_{CE(sat)(2)}$	$I_C=500mA$ $I_B=50mA$			1.0	V
Base-Emitter Saturation Voltage	$V_{BE(sat)(1)}$	$I_C=150mA$ $I_B=15mA$	0.6		1.2	V
	$V_{BE(sat)(2)}$	$I_C=500mA$ $I_B=50mA$			2.0	V
Collector Output Capacitance	C_{ob}	$V_{CB}=10V$ $I_E=0$ $f=1.0MHz$			8.0	pF
Transition Frequency	f_T	$I_C=20mA$ $V_{CE}=20V$ $f=100MHz$	300			MHz
Turn-On Time	t_{on}	$V_{CC}=30V$ $V_{BE}=-0.5V$ $I_C=150mA$ $I_{B1}=15mA$			35	ns
Turn-Off Time	t_{off}	$V_{CC}=30V$ $I_C=150mA$ $I_{B1}=I_{B2}=15mA$			285	ns

*Pulse Test: Pulse Width $\leq 300 \mu s$, Duty Cycle $\leq 2.0\%$

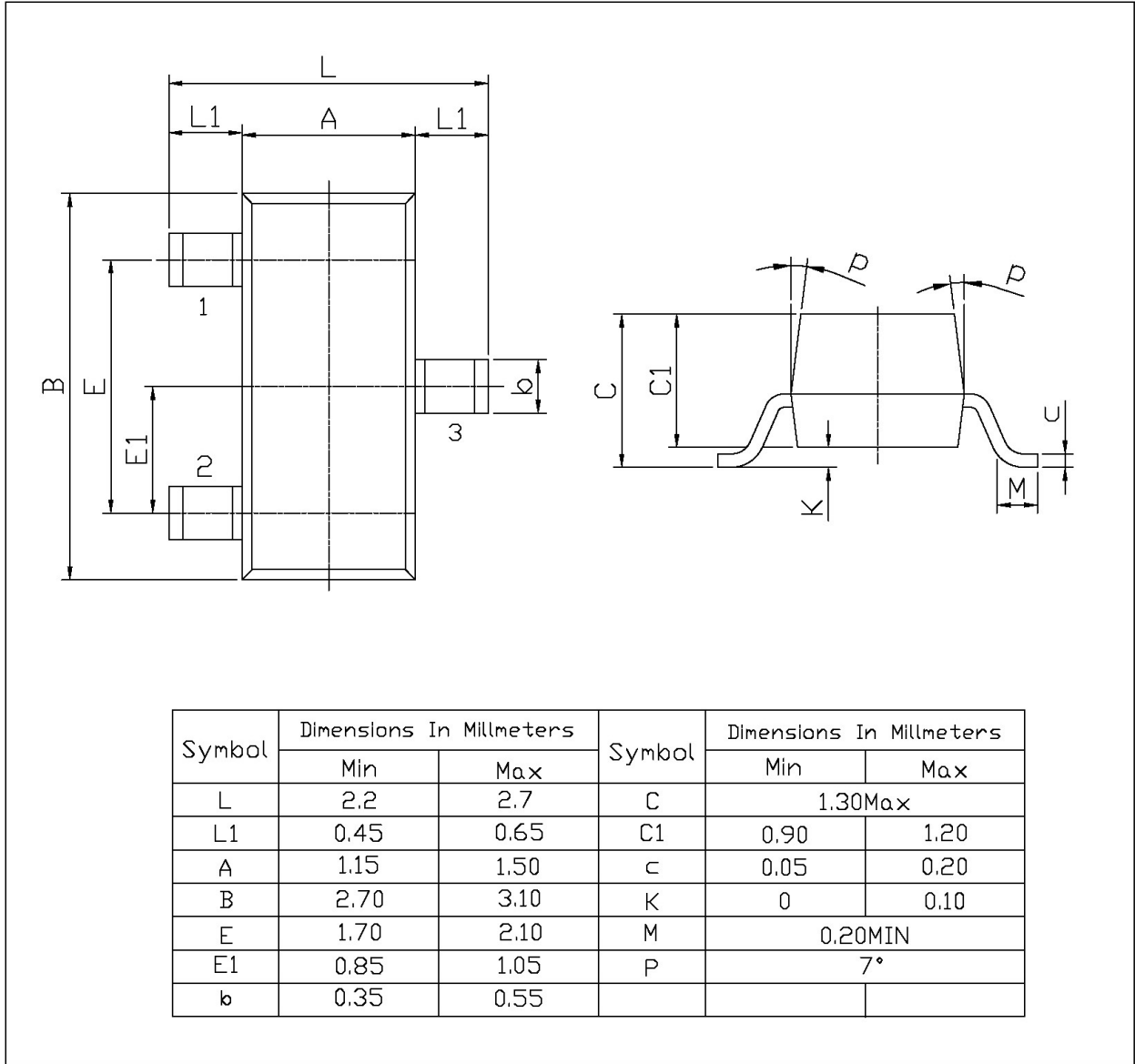
电参数曲线图 / Electrical Characteristic Curve



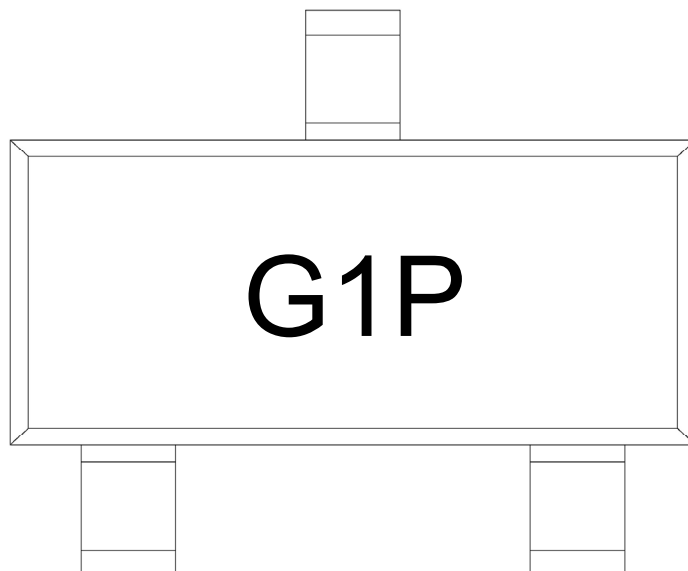
外形尺寸图 / Package Dimensions

SOT-23

单位: mm



印章说明 / Marking Instructions



说明：

G： 为无卤产品代码

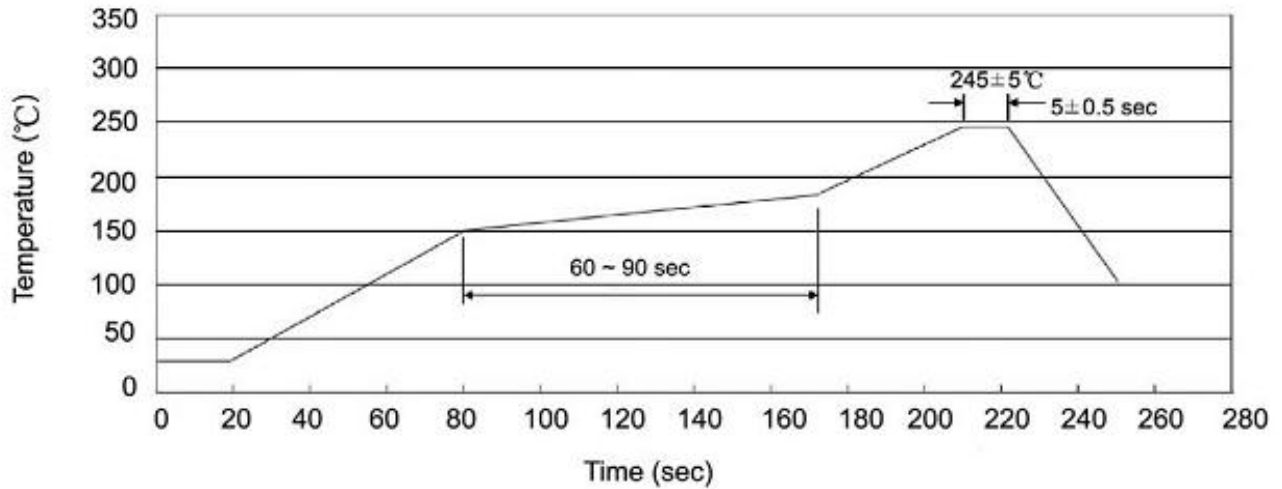
1P： 为型号代码

Note:

G： HF Product Code

1P： Product Type Code

回流焊温度曲线图(无铅) / Temperature Profile for IR Reflow Soldering(Pb-Free)



说明：

- 1、预热温度 150 ~ 180°C，时间 60 ~ 90sec；
- 2、峰值温度 245±5°C，时间持续为 5±0.5sec；
- 3、焊接制程冷却速度为 2 ~ 10°C/sec.

Note:

- 1.Preheating:150~180°C, Time:60~90sec.
- 2.Peak Temp.:245±5°C, Duration:5±0.5sec.
3. Cooling Speed: 2~10°C/sec.

耐焊接热试验条件 / Resistance to Soldering Heat Test Conditions

温度：260±5°C

时间：10±1 sec.

Temp.:260±5°C

Time:10±1 sec

包装规格 / Packaging SPEC.

卷盘包装 / REEL

Package Type 封装形式	Units 包装数量					Dimension 包装尺寸 (unit: mm ³)		
	Units/Reel 只/卷盘	Reels/Inner Box 卷盘/盒	Units/Inner Box 只/盒	Inner Boxes/Outer Box 盒/箱	Units/Outer Box 只/箱	Reel	Inner Box 盒	Outer Box 箱
SOT-23	3,000	10	30,000	6	180000	7" x8	180×120×180	390×385×205

使用说明 / Notices